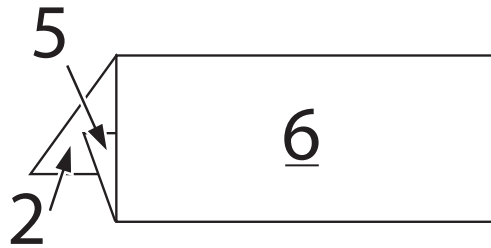
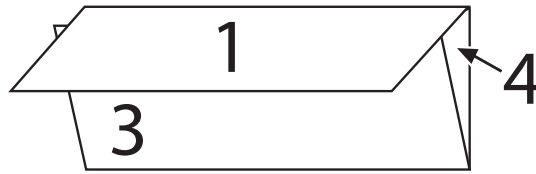


5

INSIDE RIGHT
3.634"



full bleed →
cut line →
safety →

4

INSIDE CENTER
3.683"

8.5 x 11

Landscape TRI-FOLD Inside

Document Size - 8.75 x 11.25



To print to the edge after final cutting, (FULL BLEED) you must extend your image area at least thru the ■ box.
Any text or imagery will be cut off of the final piece if inside the ■ box.

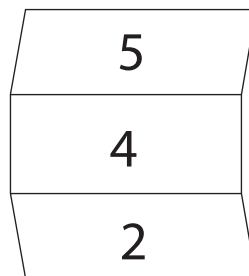
Keep ALL text within **MAGENTA** border to insure your text will not be trimmed

Please make sure all imagery and/or text is at least 300 dpi
for best results keep as close to 600 dpi as possible.

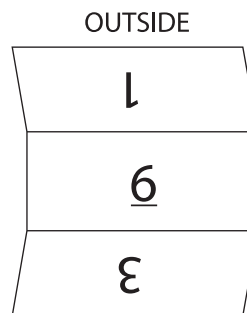
You MUST remove this layer or it will be printed!

2

INSIDE LEFT
3.683"



INSIDE

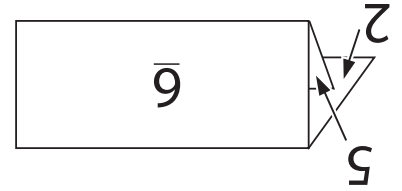


OUTSIDE





ROTATE PANEL 180°



6

BACK COVER
3.683"

8.5 x 11

Landscape TRI-FOLD Outside

Document Size - 8.75 x 11.25

full bleed →
cut line →
safety →



To print to the edge after final cutting, (FULL BLEED) you must extend your image area at least thru the box.
Any text or imagery will be cut off of the final piece if inside the box.

Keep ALL text within **MAGENTA** border to insure your text will not be trimmed

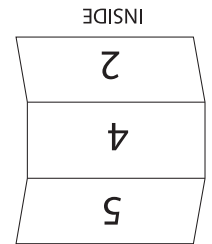
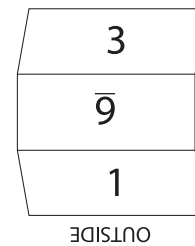
Please make sure all imagery and/or text is at least 300 dpi
for best results keep as close to 600 dpi as possible.

You **MUST** remove this layer or it will be printed!



FOLD IN FLAP
3.634"

ROTATE PANEL 180°



3