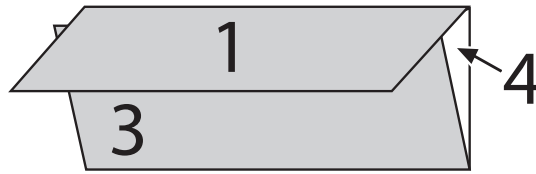


# 2

INSIDE TOP  
3.683"



full bleed →  
cut line →  
safety →

# 4

INSIDE CENTER  
3.683"

# 8.5 x 11

Portrait TRI-FOLD Inside

## Document Size - 8.75 x 11.25



To print to the edge after final cutting, (FULL BLEED) you must extend your image area at least thru the  box.  
Any text or imagery will be cut off of the final piece if inside the  box.

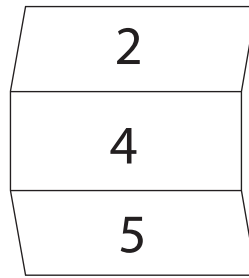
Keep ALL text within **MAGENTA** border to insure your text will not be trimmed

Please make sure all imagery and/or text is at least 300 dpi  
for best results keep as close to 600 dpi as possible.

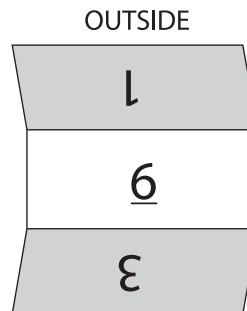
**You MUST remove this layer or it will be printed!**

# 5

INSIDE BOTTOM  
3.634"



INSIDE



OUTSIDE





ROTATE PANEL 180°

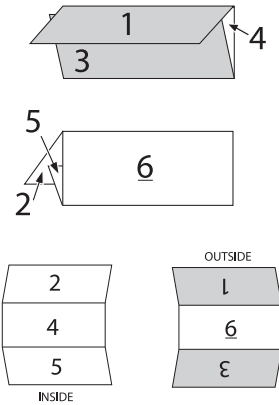
6

BACK COVER  
3.683"

8.5 x 11

Portrait TRI-FOLD Outside

Document Size - 8.75 x 11.25

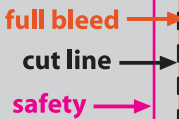


To print to the edge after final cutting, (FULL BLEED) you must extend your image area at least thru the   box. Any text or imagery will be cut off of the final piece if inside the   box.

Keep ALL text within **MAGENTA** border to insure your text will not be trimmed

Please make sure all imagery and/or text is at least 300 dpi for best results keep as close to 600 dpi as possible.

You **MUST** remove this layer or it will be printed!



ROTATE PANEL 180°

FOLD IN FLAP

3